


## TIP145/146/147

### Monolithic Construction With Built In Base-Emitter Shunt Resistors

- High DC Current Gain :  $h_{FE} = 1000$  @  $V_{CE} = -4V$ ,  $I_C = -5A$  (Min.)
- Industrial Use
- Complement to TIP140/141/142



### PNP Epitaxial Silicon Darlington Transistor

#### Absolute Maximum Ratings $T_C=25^\circ C$ unless otherwise noted

Symbol	Parameter	Value	Units
$V_{CBO}$	Collector-Base Voltage : TIP145	- 60	V
	: TIP146	- 80	V
	: TIP147	- 100	V
$V_{CEO}$	Collector-Emitter Voltage : TIP145	- 60	V
	: TIP146	- 80	V
	: TIP147	- 100	V
$V_{EBO}$	Emitter-Base Voltage	- 5	V
$I_C$	Collector Current (DC)	- 10	A
$I_{CP}$	Collector Current (Pulse)	- 15	A
$I_B$	Base Current (DC)	- 0.5	A
$P_C$	Collector Dissipation ( $T_C=25^\circ C$ )	125	W
$T_J$	Junction Temperature	150	$^\circ C$
$T_{STG}$	Storage Temperature	- 65 ~ 150	$^\circ C$

Equivalent Circuit



#### Electrical Characteristics $T_C=25^\circ C$ unless otherwise noted

Symbol	Parameter	Test Condition	Min.	Typ.	Max.	Units	
$V_{CEO(sus)}$	Collector-Emitter Sustaining Voltage : TIP145	$I_C = -30mA$ , $I_B = 0$	- 60			V	
	: TIP146					- 80	V
	: TIP147					- 100	V
$I_{CEO}$	Collector Cut-off Current : TIP145	$V_{CE} = -30V$ , $I_B = 0$			- 2	mA	
	: TIP146	$V_{CE} = -40V$ , $I_B = 0$			- 2	mA	
	: TIP147	$V_{CE} = -50V$ , $I_B = 0$			- 2	mA	
$I_{CBO}$	Collector Cut-off Current : TIP145	$V_{CB} = -60V$ , $I_E = 0$			- 1	mA	
	: TIP146	$V_{CB} = -80V$ , $I_E = 0$			- 1	mA	
	: TIP147	$V_{CB} = -100V$ , $I_E = 0$			- 1	mA	
$I_{EBO}$	Emitter Cut-off Current	$V_{BE} = -5V$ , $I_C = 0$			- 2	mA	
$h_{FE}$	DC Current Gain	$V_{CE} = -4V$ , $I_C = -5A$ $V_{CE} = -4V$ , $I_C = -10A$	1000 500				
$V_{CE(sat)}$	Collector-Emitter Saturation Voltage	$I_C = -5A$ , $I_B = -10mA$			- 2	V	
		$I_C = -10A$ , $I_B = -40mA$			- 3	V	
$V_{BE(sat)}$	Base-Emitter Saturation Voltage	$I_C = -10A$ , $I_B = -40mA$			- 3.5	V	
$V_{BE(on)}$	Base-Emitter ON Voltage	$V_{CE} = -4V$ , $I_C = -10A$			- 3	V	
$t_D$	Delay Time	$V_{CC} = -30V$ , $I_C = -5A$ $I_{B1} = -20mA$ , $I_{B2} = 20mA$ $R_L = 6\Omega$		0.15		$\mu s$	
$t_R$	Rise Time			0.55		$\mu s$	
$t_{STG}$	Storage Time			2.5		$\mu s$	
$t_F$	Fall Time			2.5		$\mu s$	

# Typical Characteristics

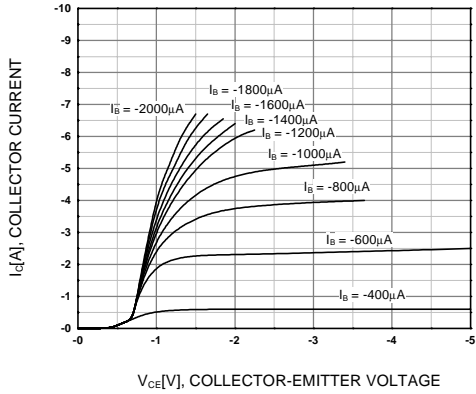


Figure 1. Static Characteristic

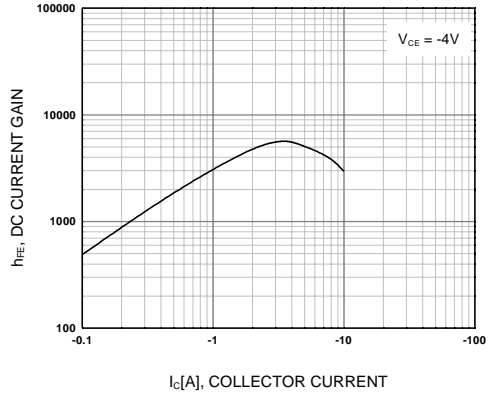


Figure 2. DC current Gain

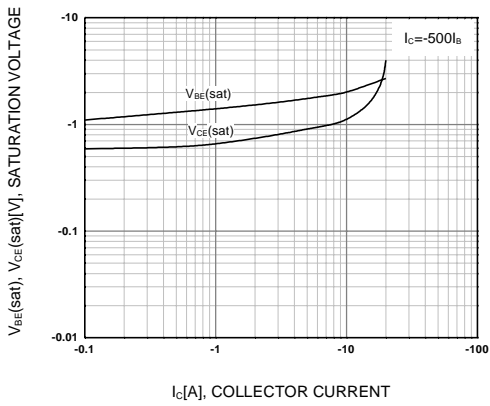


Figure 3. Collector-Emitter Saturation Voltage  
Base-Emitter Saturation Voltage

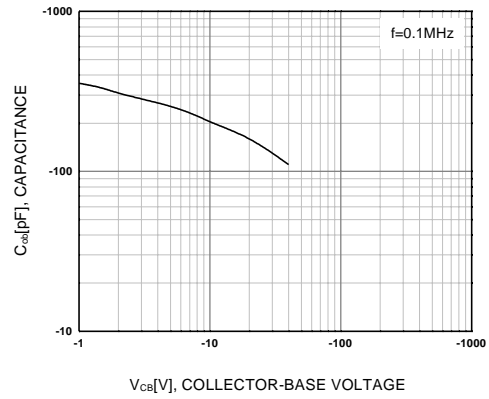


Figure 4. Collector Output Capacitance

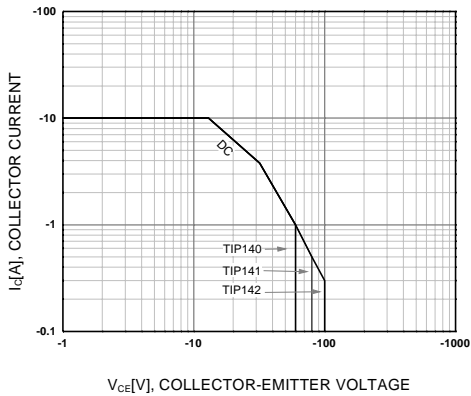


Figure 5. Safe Operating Area

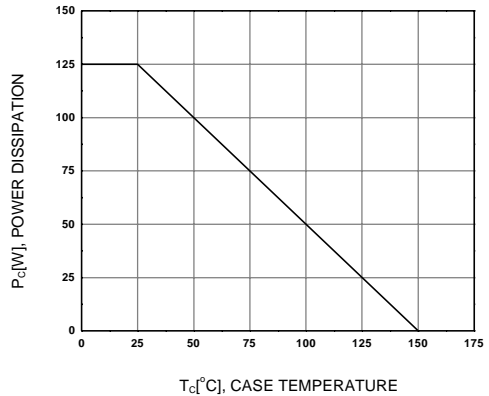
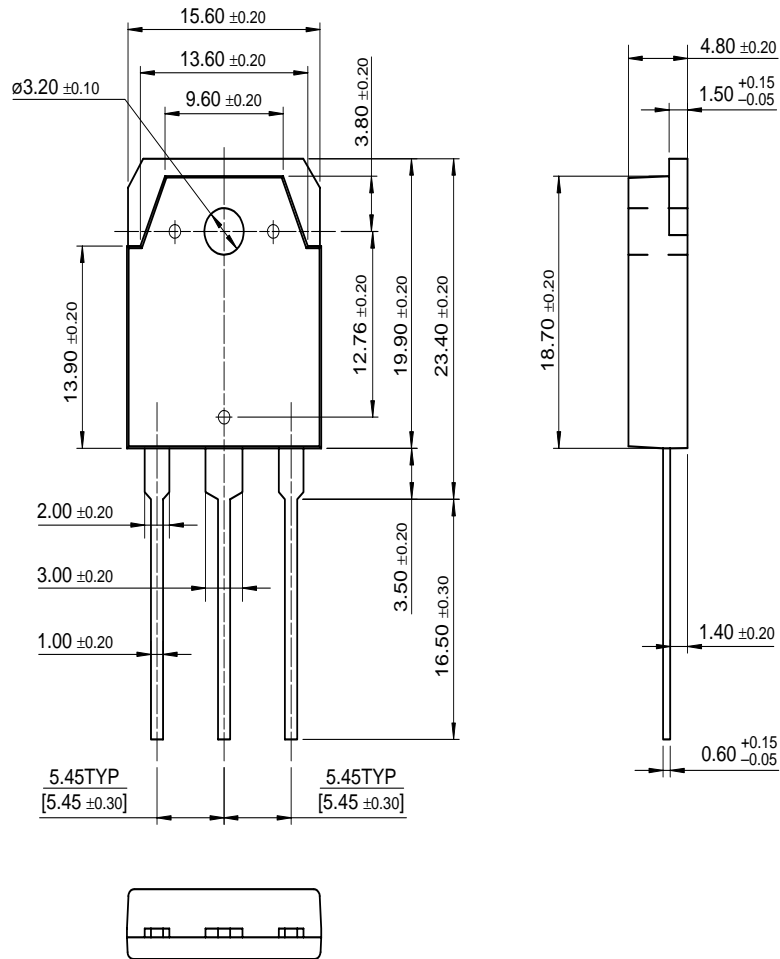


Figure 6. Power Derating

# Package Dimensions

## TO-3P



TIP145/146/147

Dimensions in Millimeters

## TRADEMARKS

The following are registered and unregistered trademarks Fairchild Semiconductor owns or is authorized to use and is not intended to be an exhaustive list of all such trademarks.

ACEx™	HiSeC™	SuperSOT™-8
Bottomless™	ISOPLANAR™	SyncFET™
CoolFET™	MICROWIRE™	TinyLogic™
CROSSVOLT™	POP™	UHC™
E <sup>2</sup> CMOS™	PowerTrench®	VCX™
FACT™	QFET™	
FACT Quiet Series™	QS™	
FAST®	Quiet Series™	
FASTr™	SuperSOT™-3	
GTO™	SuperSOT™-6	

## DISCLAIMER

FAIRCHILD SEMICONDUCTOR RESERVES THE RIGHT TO MAKE CHANGES WITHOUT FURTHER NOTICE TO ANY PRODUCTS HEREIN TO IMPROVE RELIABILITY, FUNCTION OR DESIGN. FAIRCHILD DOES NOT ASSUME ANY LIABILITY ARISING OUT OF THE APPLICATION OR USE OF ANY PRODUCT OR CIRCUIT DESCRIBED HEREIN; NEITHER DOES IT CONVEY ANY LICENSE UNDER ITS PATENT RIGHTS, NOR THE RIGHTS OF OTHERS.

## LIFE SUPPORT POLICY

FAIRCHILD'S PRODUCTS ARE NOT AUTHORIZED FOR USE AS CRITICAL COMPONENTS IN LIFE SUPPORT DEVICES OR SYSTEMS WITHOUT THE EXPRESS WRITTEN APPROVAL OF FAIRCHILD SEMICONDUCTOR INTERNATIONAL.

As used herein:

1. Life support devices or systems are devices or systems which, (a) are intended for surgical implant into the body, or (b) support or sustain life, or (c) whose failure to perform when properly used in accordance with instructions for use provided in the labeling, can be reasonably expected to result in significant injury to the user.
2. A critical component is any component of a life support device or system whose failure to perform can be reasonably expected to cause the failure of the life support device or system, or to affect its safety or effectiveness.

## PRODUCT STATUS DEFINITIONS

### Definition of Terms

Datasheet Identification	Product Status	Definition
Advance Information	Formative or In Design	This datasheet contains the design specifications for product development. Specifications may change in any manner without notice.
Preliminary	First Production	This datasheet contains preliminary data, and supplementary data will be published at a later date. Fairchild Semiconductor reserves the right to make changes at any time without notice in order to improve design.
No Identification Needed	Full Production	This datasheet contains final specifications. Fairchild Semiconductor reserves the right to make changes at any time without notice in order to improve design.
Obsolete	Not In Production	This datasheet contains specifications on a product that has been discontinued by Fairchild semiconductor. The datasheet is printed for reference information only.